

ANNUAL REPORT



**Saving South Australia's wildlife
Since 1988**

**1st April 2016 –
31st March 2017**

**FAUNA RESCUE SA 24-HOUR HOTLINES:
General Wildlife & Enquiries 8289 0896
Koala Rescue Hotline 7226 0017
Flying Fox/Microbat Hotline 0474 204 617**

**Email: info@faunarescue.org.au
www.faunarescue.org.au
Follow us – Facebook/faunarescuesa
PO Box 241 Modbury North, SA 5092**



Overview

COMBINED CHAIRPERSON AND SECRETARY REPORTS

This has been an exciting year with the purchase in September of our Headquarters at Holden Hill using the generous bequest that our late member Ken Kelsey left to Fauna Rescue with the instructions that it could only be used to buy and set up a Fauna Rescue Centre. For many years having a Headquarters of our own was only a dream. After a long search and many disappointments, we finally found this property. We have had a roller door fitted to allow easy access to the warehouse area and we are finally at the stage of applying for council approval for our renovations to install a disabled toilet, hopefully the builders will be able to start soon. We have been able to gather together items that have been in storage for years and very fortunate that we have had a lot of furniture donations since we moved in, so have been able to hold meetings. One of these was a large gathering of Co-Ordinators at the beginning of the year where many ideas were discussed and are being put in place. The property is now beginning to feel like 'Home'.

We have been lucky to welcome Dina de Ruyter, Jane Brister, Julia Dangerfield and Lynda Warner on to Committee during the year. They have brought with them new ideas and suggestions. We were sorry to lose Margy Maas and Sarah Randall.

There are still a few admin positions vacant that just need that 'special someone' – could it be you? Please seriously consider whether you have the skills and are able to fill another role as well as the one you presently follow.

It was a year of welcomes and goodbyes and we were very sad when Tim Vasudeva left the RSPCA. Paul Stevenson who has taken his place has been extremely helpful and a great support since he took over and we thank him. We will still be holding our monthly training meetings at the RSPCA as that is in a central position to most members and has such excellent facilities. We will be having extra training sessions at the HQ when the need arises.

The Committee are looking forward with great anticipation to putting into action new ideas and plans in the year ahead.

Liz MacGuinness (Chairperson)

Sheila Burbidge (Secretary)



Finances

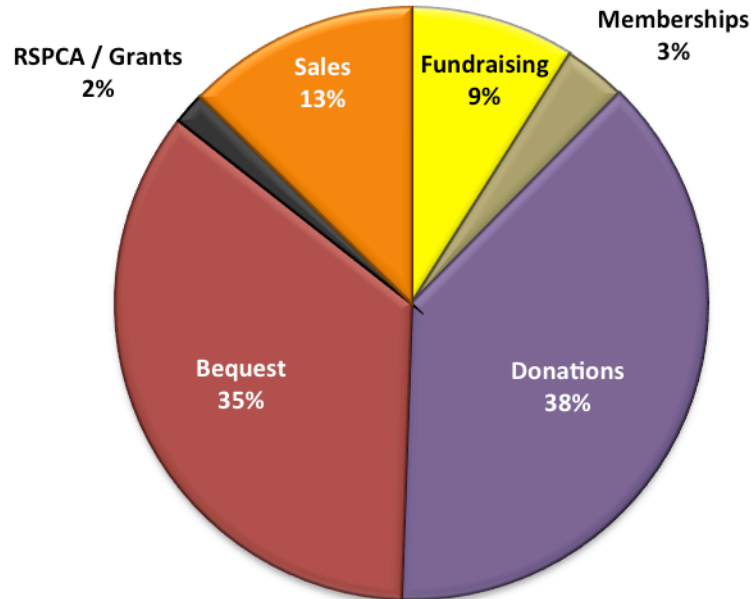
INCOME/EXPENSES COMPARISON SUMMARY

	01/04/13 31/03/14	01/04/14 31/03/15	01/04/15 31/03/16	01/04/16 31/03/17
INCOME				
Adjustment			185.82	
Membership subscriptions / renewals	7,128.44	6,058.33	9,199.63	9,740.97
Donations, Fundraising and Events				
General donations	40,066.38	50,981.13	17,227.46	97,358.73
Animal Funds				10,504.83
TDR Donations	31,080.85	26,741.00	8,352.98	
Education presentations	735	851.75	1,161.55	1,114.75
Fundraising	24,389.85	22,542.70	18,015.59	25,639.90
Grants	3,811.62	9,000.00		950.00
RSPCA Service Fee	4,000.00	4,000.00		4,000.00
Bequest				100,000.00
Bank interest received	1,634.13	1,506.07	1,172.88	1,484.50
Sales				
Animal formula and supplies	21,728.71	21,384.84	23,328.10	30,711.24
Clothing (uniform)	1,497.90	2,846.60	2,315.26	1,889.40
General / Other FR items				3,619.70
Paymate Deposits	4,037.36	15,991.31	953.86	
Sundry	8,971.60	6,618.15	6,700.25	482.82
Transfer from Bank SA		1,545.00	25,000.00	
Transfer from Gift Fund	3,800.00	24,000.00	12,000.00	75,391.99
Transfer from Peoples Choice	1,800.00		10,000.00	
Total Income	154,681.84	194,066.88	135,613.38	362,888.00
EXPENSES				
Cost of Sales				
Delivery charges				1,110.05
Clothing (uniform) supplies	3,265.90	4,679.95	2,310.75	2,219.25
Fundraising supplies	831.63	2,011.72	1,661.30	1,712.23
Purchases – Other item supplies	11,736.26	12,107.58	13,170.85	513.65
Administration	9,968.67	7,915.07	4,451.73	1,613.24
Animal formula and supplies	41,615.11	43,420.11	39,271.58	58,102.16
Phone costs	9,099.74	11,407.90	7,315.34	1,850.63
Sundry	4,153.87	13,823.99	5,033.50	7,478.58
New property/building expenses				43,402.90
Utilities				511.23
Transfer from Bank SA	6,080.85	28,286.00	33,352.98	
Transfer to Bank SA	35,300.00	24,000.00	22,000.00	70,000.00
Travel/Conferences	975	4,187.45	4,335.09	6,244.80
Vet bills	3,386.25	2,977.48	3,791.53	5,224.81
Total Expenses	130,341.15	157,401.99	138,984.57	199,983.53
INCOME LESS EXPENSES	24,340.69	36,664.89	-3,371.19	162,905.53



Finances

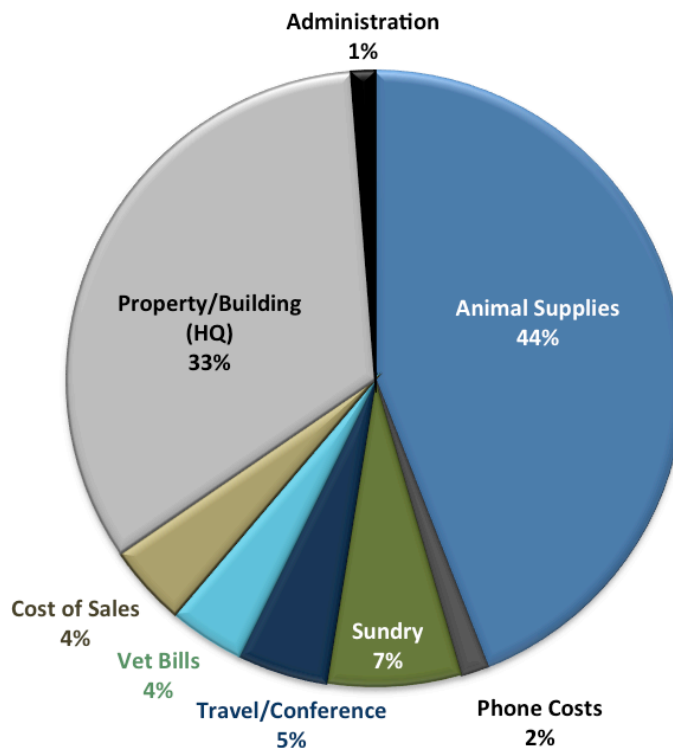
ANNUAL INCOME SUMMARY 2016-2017



Notes on income categories:

- (1) Animal Funds are included in the Donations category however, some funds include deposits from fundraising activities. E.g. \$7000 raised by the Koala Rescue Team. Income was deposited into the Koala Fund.
- (2) Fundraising includes \$15,321.65 from the ReGEN Op Shop.
- (3) Bank interest of \$1484.50 and Sundry (freight) of \$482.82 were not included in the chart.

ANNUAL EXPENSES SUMMARY 2016-2017



MAJOR FUNDRAISERS



Bunnings BBQs

We thank our Fauna Rescue SA members who prepared and manned the BBQs held at Bunnings Modbury throughout the year. Their efforts raised over \$5,700. Fauna Rescue SA is always looking for volunteers to help at fundraising events – see our newsletter and Facebook group site for details.

ReGEN Op Shop

ReGEN Op Shop is a community store run by volunteers from a co-operative of local not-for-profit charity groups and community representatives. Fauna Rescue SA is one of eight co-opted charities supplying volunteers. Proceeds from sales are donated to the co-opted groups as well as other charities and causes. Our ReGEN volunteers earned \$15,321 last financial year - Fauna Rescue SA's share of proceeds. We thank our ReGEN Op Shop/Fauna Rescue SA volunteers for their dedication and involvement.




ReGEN Op Shop is located at 552 Milne Road, Redwood Park, SA



People's Choice Community Lottery

Proceeds from tickets and online sales raised over \$600 for Fauna Rescue SA. Thank you to Fauna Rescue SA members who sold tickets, to the various businesses who displayed ticket books, and of course the generous supporters who purchased them.



Drakes Supermarkets Community Dollars Program

Fauna Rescue SA receives a nominated amount of Community Dollars key tags for distribution among members. We receive 1 cent for every \$2 spent in participating Drakes Supermarkets in SA. We thank members who have been using key tags when shopping. Fauna Rescue SA received over \$200 in Drakes Gift Cards, which were used to buy office supplies. The tags are available at workshops or we can post them out if you shop at Drakes Supermarkets in SA.

"Koala Train" Limited Edition Prints

Our Koala Rescue Team worked with renowned wildlife photographer, Alex Cearns to capture photos of koala joeys in care. An intensive social media marketing campaign via our Facebook page resulted in the sale of "Koala Train" limited edition prints selling-out quickly and raising over \$7000 for our Koala Fund.





Animal Rescue Requests

ANIMAL RESCUE REQUESTS APRIL 2016 - MARCH 2017

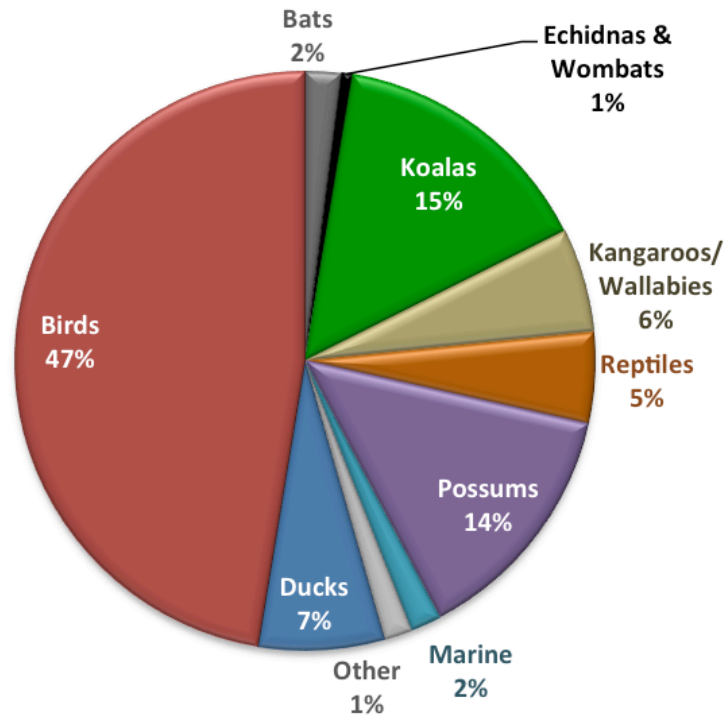
	APR 2016	MAY 2016	JUNE 2016	JULY 2016	AUG 2016	SEP 2016	OCT 2016	NOV 2016	DEC 2016	JAN 2017	FEB 2017	MAR 2017	TOTAL Phone Team	RSPCA	EMAIL	TOTAL
ANIMALS EXCLUDING MARINE ANIMALS:																
Bats - microbats	13	6	16	8	6	8	7	14	39	25	13	33	188	3	1	192
Bats - flying foxes	1	1	2	1	0	0	3	7	5	11	17	16	64	1	2	67
Echidnas	2	9	4	4	11	11	15	7	1	4	1	2	71	4	1	76
Kangaroos and wallabies	54	61	64	44	55	60	88	123	68	34	40	42	733	16	9	758
Koalas	58	73	52	80	145	143	191	249	260	251	227	227	1956	8	13	1977
Possums	72	89	117	121	165	163	201	168	139	158	169	176	1738	59	19	1816
Reptiles	27	12	11	24	32	32	89	121	74	94	68	60	644	15	16	675
Wombats	3	0	2	0	2	1	2	0	1	1	1	0	13	0	0	13
All Other Animals	9	12	17	14	16	14	18	40	18	16	12	14	200	2	5	207
BIRDS EXCLUDING MARINE BIRDS:																
Ducks / Freshwater Fowl	10	22	22	39	81	162	135	150	120	63	48	45	897	14	13	924
Other Birds	193	274	283	277	364	710	734	878	776	685	425	387	5986	140	122	6248
MARINE ANIMALS AND BIRDS	17	25	15	28	23	15	25	12	21	12	16	10	219	3	5	227
NON-ANIMAL ENQUIRIES	28	33	36	56	55	56	47	59	32	44	38	30	514	1	0	515
TOTALS	487	617	641	696	955	1375	1555	1828	1554	1398	1075	1042	13223	266	206	13695

NOTES

- The phone Help Line is operated by a team of approx. 25 volunteers who take calls in their own homes, on rostered shifts, via phone diversion. We are grateful to the RSPCA for their Call Centre operators, who took some shifts when our own operators were not available.
- The Help Line statistics for 2016-17 are not directly comparable to the published 2015-16 statistics because
 - collection methods were improved
 - revised species categories were agreed by Committee
 - Koala Rescue and Bat Rescue Hotline calls, and incoming emails requesting animal assistance, were all included for the first time
 - calls taken on our behalf by the RSPCA were included last year, but are now shown separately



Enquiries by Species 2016 - 2017



Enquiries By Month 2016 -2017

